

mdf italia



© COPYRIGHT 2024 MDF ITALIA SRL SOCIETA' UNIPERSONALE

2009-2019

TENSE

Designed by Piergiorgio Cazzaniga, Michele Cazzaniga

"To design by simplifying, to extrapolate the essence".

This was the genesis of Tense by Piergiorgio and Michele Cazzaniga. Tense represents the core, the primary concept of the table idea, so unique and minimal to adapt to many different spaces, both residential and contract.

Tense is the table's soul, that expresses itself through a huge consistency in terms of shapes and finishes, the latter in a single material and identical for legs and top, sending a sensation of compactness and modernity. In its essentiality, this table hides a technological heart, encased in the top's panel, which enables, thanks to the internal tension, to achieve big dimensions, up to 4 meters.

And, thanks to the minimum thickness of the top, Tense keeps in any case a high lightweight and stability. The possibility of coming in different sizes and colours enables Tense to meet every customer's need. Equipped with top-access, the table also lends itself to the needs of professional spaces.

WHY TENSE:

- A lightweight and technological table
- Available in three colours
- Developed in 5 heights (H35, H45, H73, H90, H110) and 31 sizes
- Available the equipped version with 1 or 2 top-access and under top cable tray
- Recommended for both residential and contract spaces.

FINISHES

White solid surface, made of acrylic resin and rock minerals. Tabletop, edges and legs covered with a 3mm thick sheet of resin.

Matt black and medium grey fenix, acrylic resin and fenix high-pressure stratified laminate of the latest generation. Tabletop in stratified laminate with mass colouration; edges and legs in acrylic resin and rock minerals.

Matt white and black laminate, Solid Core laminate top with a thickness of 1.2 mm, edges and legs made of 3 mm thick acrylic resin. Finish available only for the 73 cm height; for the 90/100 cm heights, availability upon request.





TOP-ACCESS

The table is also available in a version equipped with 1 or 2 top-access and an under top cable tray.



The top-access, in size 127x350 mm, are in aluminium.

Finishes: matt white lacquer with tables in matt white, or matt black lacquer with tables in black and medium grey.





Abacus

H110		high table bar/office	 H/D/L
H90		high table, high working table	
H73		dining table, working table	
H45		coffee table	
H35		low table	








D80

	
140	160








D90

			
180	200	220	240

D100

						
100	200	220	240	260	280	300

D120

						
120	240	260	280	300	360	400

D150

					
150	200	240	300	360	400




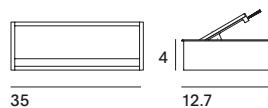
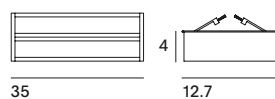
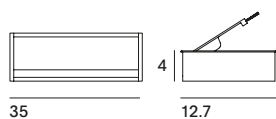
Top-access



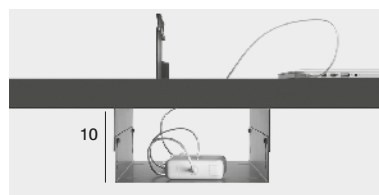
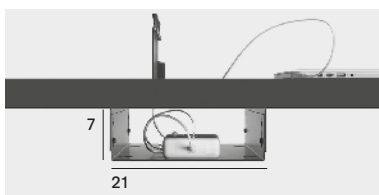
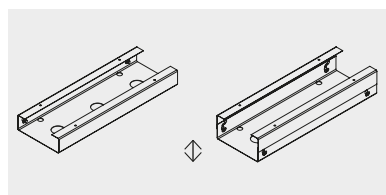
Single lead with soft closing (A version)

Double lead (vers. B)

Single lead with soft closing, with inlay matching with the finish of the table (C version).
Price upcharge for top-access in the finish of the table for the items 42502/04/31/33/36.

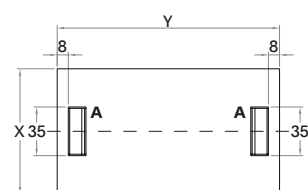


The metal cable trays are telescopic



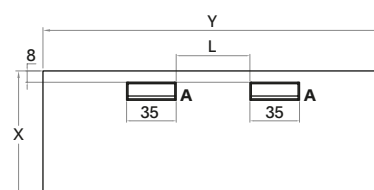
Position of the top-access

With one or two lateral top-access



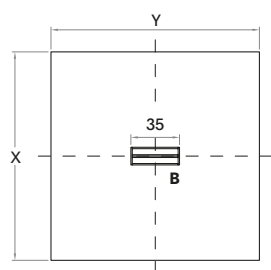
X cm	Y cm
90	160
90	180
90	200
90	220
100	200
100	220

With two front top-access



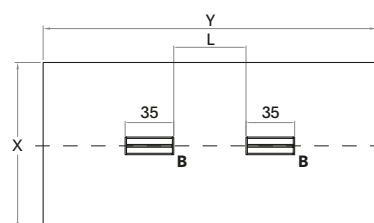
X cm	Y cm	L cm
90	240	52
100	240	52
100	260	64
100	280	84
100	300	104
120	240	52
120	260	64
120	280	84
120	300	104
120	360	164
120	400	116

With one central top-access



X cm	Y cm
150	150
150	200
150	240

With two central top-access

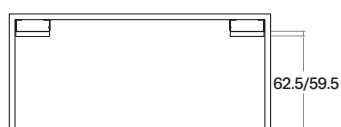
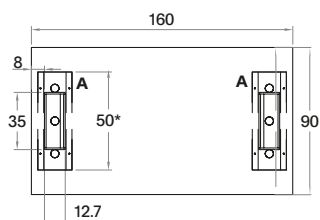


X cm	Y cm	L cm
120	240	52
120	260	64
120	280	84
120	300	104
120	360	164
120	400	116
150	300	104
150	360	164
150	400	116

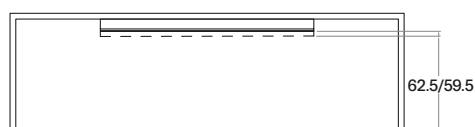
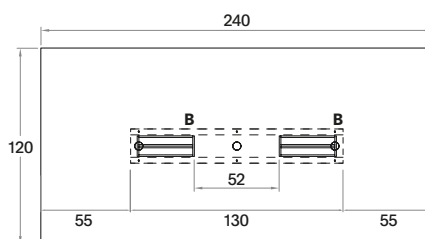
Example of top-access and metal wireway position

With one or two lateral top-access

*L60 for tables greater than D90



With two front top-access




Finishing

The number in the dot corresponds to the number of colour/material finish.

Here below, in the section FINISH OPTIONS, please note all the colours of the materials used for this product.

TABLE

Top/Structure



Finish options

TOP/STRUCTURE

White




Top in white
solid surface
X035



Top in matt
white
laminate
X208

Black




Top in Fenix
matt black
X022



Top in matt
black
laminate
X209

Medium grey



Top in Fenix
matt medium
grey X021



Structure in
matt medium
grey resin